

















CALIFORNIA DELTA'S
SNUG HARBOR
 RV PARK & MARINA

LEGEND

-  PRIVATELY OWNED SNUGGLE INNS
-  CAMPGROUND OWNED SNUGGLE INNS
-  STAFF HOUSES
-  TENT SITES
-  PUBLIC ACCESS RAMPS TO DOCKS
-  30/50 FHU BACK IN
-  30/50-AMP FHU PULL THRU
-  30/50 AMP WATERFRONT PULL-IN
-  30/50 AMP WATERFRONT BACK-IN
-  STUDIO COTTAGE
-  DOCKS AND COVERED BERTHS
-  SEASONAL 30/50-AMP WATERFRONT BACK-IN
-  DUMPSTER
-  PARKING
-  COMFORT STATION
-  DOG PARK

